



WILDEN®


AIR OPERATED DOUBLE DIAPHRAGM PUMPS

A **DOVER** RESOURCES COMPANY

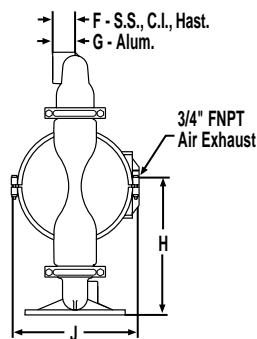
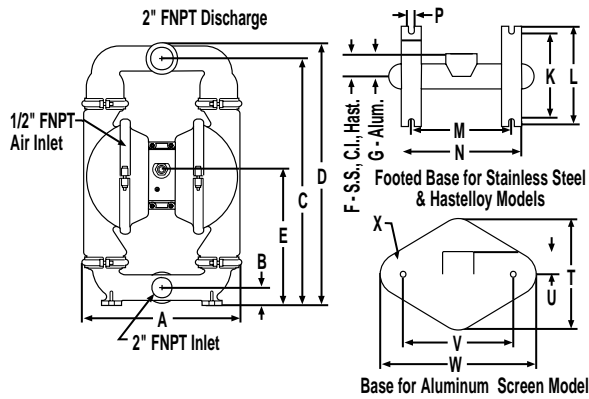
P8 Metal Pump

FLOW RATE TO 156 GPM (590.5 LPM)
 MAXIMUM OPERATING PRESSURE = 125 PSI (8.6 BAR)

Specifications



PROFLO™
 PROGRESSIVE PUMP TECHNOLOGY



BSP threads available for liquid inlet and discharge.
 Refer to the EOM manual for TPE and Ultra-Flex™ performance curves.

DIMENSIONS - P8 METAL		
ITEM	STANDARD (inch)	METRIC (mm)
A	15 29/32	404.0
B	1 7/8	47.6
C	24 3/4	628.7
D	26 11/32	669.2
E	14	355.6
F	2 1/4	57.2
G	2 7/16	61.7
H	13 21/32	346.9
J	13 1/2	342.9
K	9 1/32	229.4
L	10	254.0
M	10 1/16	255.6
N	12 11/32	313.5
P	9/16	14.3
R	2 1/2	63.5
S	2 1/32	51.6
T	11 3/32	281.8
U	2 11/32	59.5
V	11 1/32	280.2
W	15 7/32	386.6
X	09/16	014.3

WETTED HOUSINGS (Water Chambers and Manifolds)

MATERIAL	SHIP WT.	MATERIAL	SHIP WT.
Aluminum	70 lbs. (31.8 kg.)	Cast Iron	104 lbs. (47.1 kg.)
316 S.S.	112 lbs. (51.0 kg.)	Hastelloy	114 lbs. (51.7 kg.)

NON-WETTED HOUSINGS

DESCRIPTION	MATERIAL
Center Block	Polypropylene

Air Chambers Aluminum

Air Valve Polypropylene

MAXIMUM SUCTION LIFT CAPABILITY

DRY LIFT
 23' (7.0 m)
 The above figure represents the rubber-fitted pump capability.

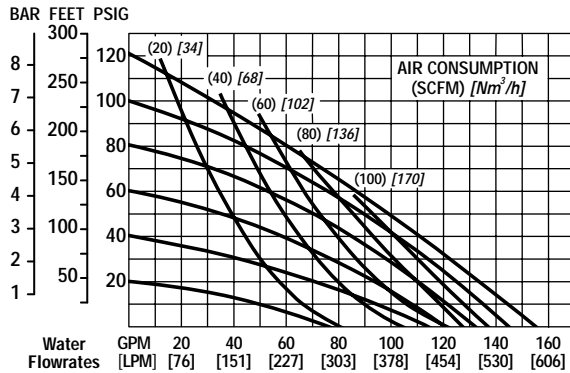
MAXIMUM DIAMETER SOLIDS

1/4" (6.35 mm) Diameter

ELASTOMER OPTIONS

MATERIAL	TEMPERATURE LIMITS	
Polyurethane	+10 (-12.2) to	+150 (65.6) F° (C°)
Neoprene	0 (-17.8) to	+200 (93.3) F° (C°)
Buna-N®	+10 (-12.2) to	+180 (82.2) F° (C°)
Nordel®	-60 (-51.1) to	+280 (137.8) F° (C°)
Viton®	-40 (-40.0) to	+350 (176.7) F° (C°)
Saniflex™	-20 (-28.9) to	+220 (104.4) F° (C°)
Teflon® PTFE	+40 (4.4) to	+220 (104.4) F° (C°)
Wil-Flex™	-40 (-40.0) to	+225 (107.2) F° (C°)

RUBBER-FITTED P8 METAL PUMP



TEFLON®-FITTED P8 METAL PUMP

